

Using HTML5 video subtitle function for language teaching



Satoru
Shinagawa

HTML 5

- Initial Release: 28 October 2014
- History of HTML
- HTML 1 – June 1993
- HTML 2 – November 1995
- HTML 3.2 – January 1997
 - (HTML 3.0 abandoned)
- HTML 4.0 – December 1997



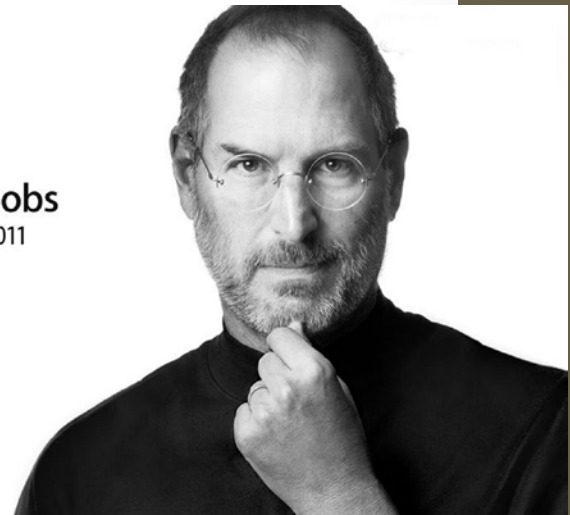
Main Purpose of HTML 5

- Replace JavaFX, Adobe Flash, Microsoft Silverlight, etc.

Steve Jobs — April, 2010 "Thoughts on Flash" where he concludes that "Flash is no longer necessary to watch video or consume any kind of web content" and that "new open standards created in the mobile era, such as HTML5, will win".

In early November 2011, Adobe announced that it will discontinue development of Flash for mobile devices and reorient its efforts in developing tools using HTML5.

Steve Jobs
1955-2011



New Function of HTML 5

- Add subtitles easily.
- Good for language teaching/learning.
- Character encoding : UTF-8
- New semantic elements like <header>, <footer>, <article>, and <section>.
- New form control attributes like number, date, time, calendar, and range.
- New graphic elements: <svg> and <canvas>.
- New multimedia elements: <audio> and <video>.

Prior to HTML 5 : 2 Videos




Video with Subtitle



Video without Subtitle

HTML 5

- Only one Video file
- Can have different subtitles, Japanese, English, German, French, etc.



<http://tinyurl.com/satorutcc2015>

Demo Video for Captions-Pen, Book



Search captions:

みなさん、こんにちは
品川です。
これはペンです。
これは本です。

Click a line to jump to that point in the video

[captions](#)

<http://tinyurl.com/satorutcc2015>




<http://tinyurl.com/satorutcc2015>



<http://tinyurl.com/satorutcc2015>



<http://tinyurl.com/satorutcc2015>



<http://tinyurl.com/satorutcc2015>

Demo Video for Captions-Player, BOOK



Search captions:

みなさん、こんにちは
品川です。
これはペンです。
これは本です。

Click a line to jump to that point in the video

<http://tinyurl.com/satorutcc2015>



Click a line to jump to that point in the video

Video can
jump to the
subtitled
part



Click a line to jump to that point in the video

How do you make this?

- HTML5 Video Caption Maker
- <http://ie.microsoft.com/testdrive/Graphics/CaptionMaker/http://www2.hawaii.edu/~ssatoru/vc/2000/caption/book.mp4>

HTML5 Video Caption Maker

This demo allows you to create simple video caption files. Start by loading a video in a format your browser can play. Then alternately play and pause the video, entering a caption for each segment.

If you have a saved WebVTT or TTML caption file for your video, you may load it, edit the text of existing segments, or append new segments.

Enter URL of video file:

Load Existing Caption File [optional]

Video:



Caption list:

A large empty rectangular box intended for displaying a list of captions.

Choose caption file format: TTML WebVTT Hide caption file display

How do you make this?

- HTML5 Video Caption Maker



Enter caption for segment from 00:00.000 to 00:02.150:

みなさん、こんにちは

Play

Pause

Save

Save & Continue

How do you make this?

- HTML5 Video Caption Maker



これは本です。

Play Pause Save Save & Continue

Choose caption file format: TTML WebVTT Hide caption file display

How do you make this?

- HTML5 Video Caption Maker



Enter caption for segment from 00:07.374 to 00:12.094:

これは本です。

Choose caption file format: TTML WebVTT Hide caption file display

Select and copy the caption file contents below and paste into a .vtt file:

```
WEBVTT

00:00.000 --> 00:03.950
みなさん、こんにちは、品川です。

00:03.950 --> 00:07.374
これはペンです。

00:07.374 --> 00:12.094
これは本です。
```

HTML5 <video> element with <track> element markup:

```
<video controls src="book.mp4">
  <track kind="captions" src="book.vtt" srclang="en-us" label="English" />
</video>
```

How do you make this?

Add subtitle <track> tag



HTML <track> srclang Attribute

🔗 [HTML <track> tag](#)

Example

A video with two subtitle tracks:

```
<video width="320" height="240" controls>
  <source src="forrest_gump.mp4" type="video/mp4">
  <source src="forrest_gump.ogg" type="video/ogg">
  <track src="subtitles_en.vtt" kind="subtitles" srclang="en" label="English">
  <track src="subtitles_no.vtt" kind="subtitles" srclang="no" label="Norwegian">
</video>
```

Be careful

- HTML 5 is New
- Still Browser dependent
- Safari
- Internet Explorer
- Firefox
- Opera

Demo Video for Captions-Pen, Book



The screenshot shows a video player interface. On the left is a video frame of a man with a mustache speaking. Below the video is a progress bar showing 0:08 of a 0:13 video. To the right of the video is a search interface. It includes a text input field labeled "Search captions:" and a list of search results. The first result, "これは本です。", is highlighted in blue. The other results are "みなさん、こんにちは", "品川です。", and "これはペンです。".

Click a line to jump to that point in the video

How it looks on Firefox

Thanks for listening

